

**Science - Year 5**

Living Things and their Habitats – Block 5LvH

# **The Art of Living**

Session 3

**Resource Pack**

### Lifecycle ingredients

*Pre-cut out all 'ingredients' and see if children can create the 5 life cycles and link in the corresponding animals and images*

Ingredient	Animal
egg	Frog (frogspawn)
newly hatched larva	Frog (tadpole )
maturing larva	Frog (tadpole with legs)
froglet	Frog
adult	Frog

egg

Duck

chick

Duck

fledgling

Duck

adult


Duck

foetus

Chimpanzee

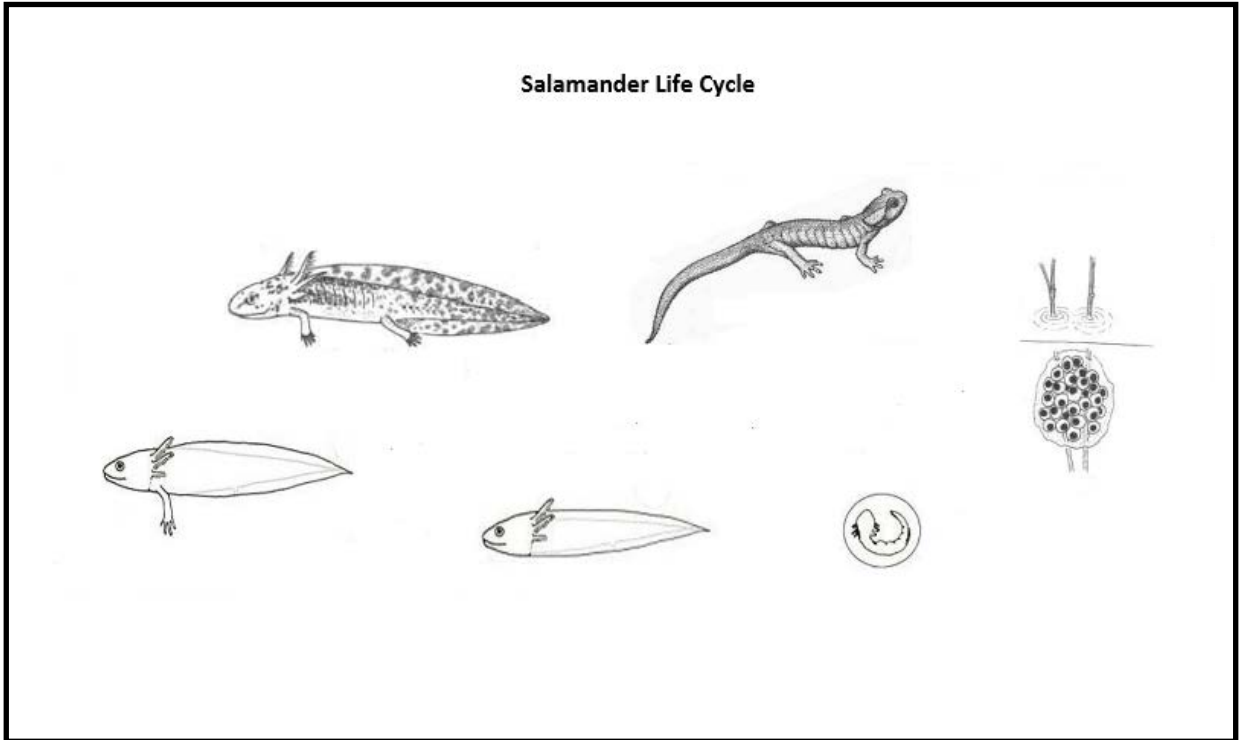
infant	Chimpanzee
juvenile	Chimpanzee
adult	Chimpanzee
egg	Butterfly
larva	Butterfly (caterpillar)

pupa	Butterfly (chrysalis)
adult	Butterfly
egg	Dragonfly
nymph	Dragonfly
adult	Dragonfly

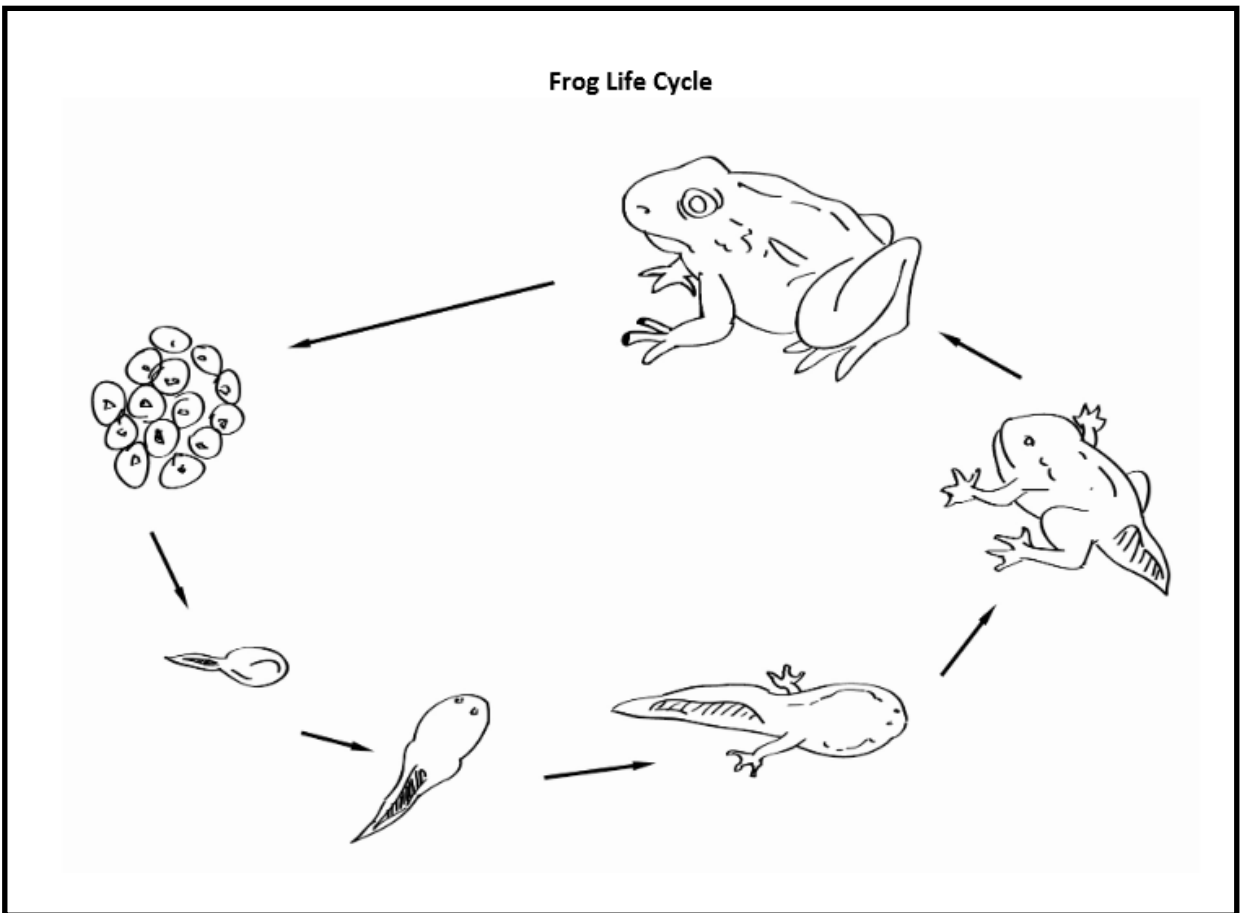


# Amphibian and insect life cycles

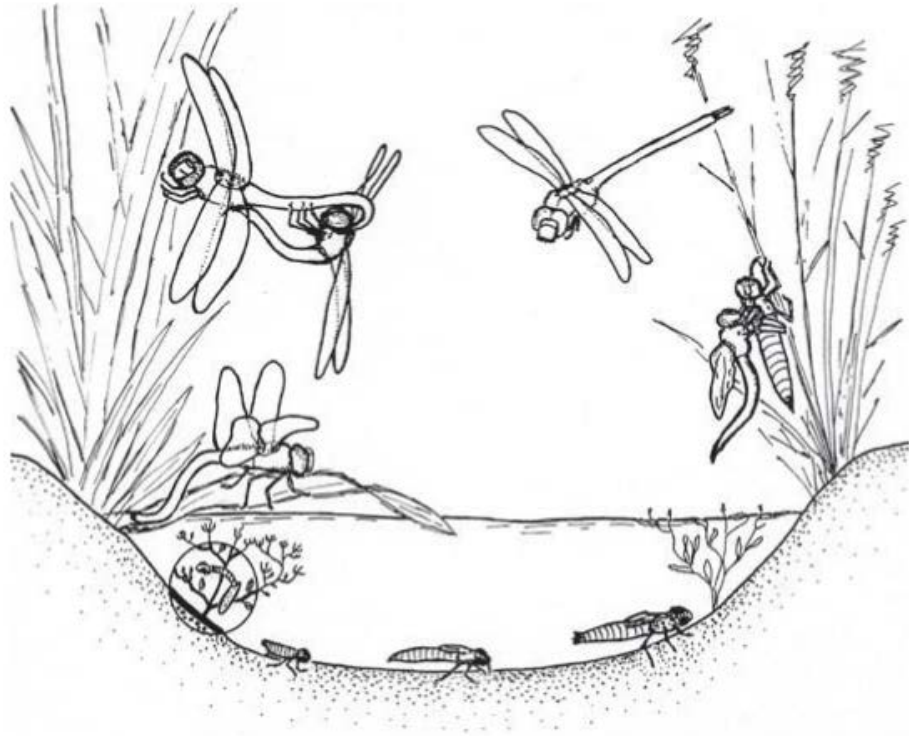
## Salamander Life Cycle



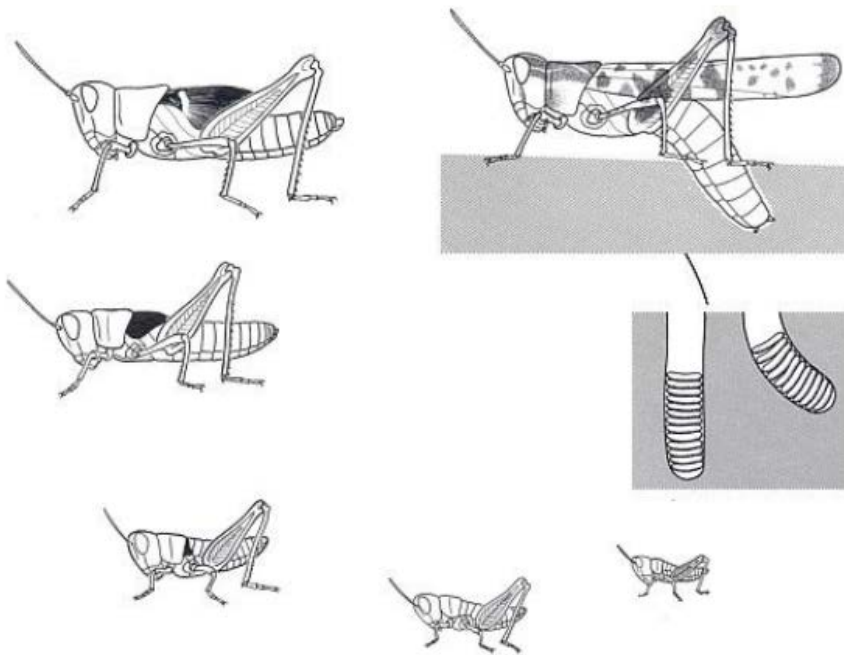
## Frog Life Cycle



### Dragonfly Life Cycle

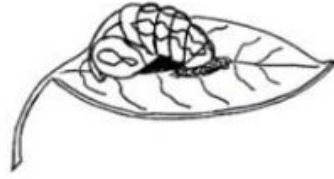
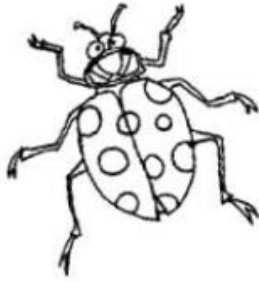


### Locust Life Cycle





Ladybird Life Cycle



## Suggested links for research for illustrations

[https://d43fweuh3sg51.cloudfront.net/media/assets/wgbh/tdc02/tdc02\\_doc\\_stagecards/tdc02\\_doc\\_stagecards.pdf](https://d43fweuh3sg51.cloudfront.net/media/assets/wgbh/tdc02/tdc02_doc_stagecards/tdc02_doc_stagecards.pdf)

<http://www.bbc.co.uk/guides/z9xb39q#zt4xmn>

<http://www.bbc.co.uk/education/clips/zgcb4wx>

<http://www.bbc.co.uk/education/clips/z283qtv>

<http://www.dkfindout.com/uk/video/animals-and-nature/life-cycle-frog/>

<http://www.dkfindout.com/uk/video/animals-and-nature/from-chrysalis-to-butterfly-video/>

<http://www.dkfindout.com/uk/animals-and-nature/insects/damselfly-life-cycle/>

<http://studyjams.scholastic.com/studyjams/jams/science/animals/animal-life-cycles.htm>

<http://www.bbc.co.uk/nature/life/Insect/by/rank/all>

<http://www.nationalinsectweek.co.uk/discover-insects>

<http://www.uksafari.com/creepycrawlies.htm>

<https://www.amentsoc.org/insects/>

<http://www.oum.ox.ac.uk/thezone/insects/instant/index.htm>


<http://www.arc-trust.org/>

<http://www.bbc.co.uk/nature/life/Amphibian>

Zoological illustrations



<http://scientificillustration.tumblr.com/post/101940161440/humanoidhistory-male-lion-and-female-lion-with>





<https://uk.pinterest.com/byzantinarticon/birds-butterflies-insects/>



<https://uk.pinterest.com/yacutinga/wildlife-illustrations/>

## Help with Keeping Tadpoles

**How Many** - If you do take some tadpoles from a pond, take just a few. They are more likely to survive if they are not too crowded and it makes sure that the pond will have frogs and tadpoles in the future.

**The Water** - In order to keep tadpoles make sure you don't use water direct from the tap. Tap water often has chemicals in it which can kill the tadpoles. If you do have to use tap water leave it in sunlight for 5 - 7 days - this then gets rid of chemical chlorine. Keep some spare water to top up the tank. Tadpoles need fresh, clean water. If you use water from a stream or pond, make sure it isn't polluted. Don't let the water get polluted by decaying food. Scoop out any unwanted food and top up the tank with fresh water.

**Food** - Put some pondweed in the container, it helps oxygenate the water as well as provide food. But tadpoles also like lettuce apparently - boil the lettuce for 10 to 15 minutes and then drain and chop. You can then freeze it. Give the tadpoles a pinch of lettuce every few days. Don't give too much. You can get tadpole and frog food at pet stores. If tadpoles aren't fed enough they can start eating each other. After a while some tadpoles can turn carnivorous anyway (they may not) - in which case we feed them dried ants eggs from the pet shop.

**Letting tadpoles go** - When the tadpoles start to turn into froglets, put a rock in for them to climb, otherwise they can drown. Then when they want to leave the water let them go where you found them.

The best advice is of course to make your own wildlife pond instead of taking the creatures out of ponds. Natural ponds are being destroyed all the time and we need to help wildlife by making new ponds.