


Welcome to “Everything you need to know about Cherry Class”




Katy Mackale

Laura Crittenden

Anna Kuzniar



Introduction to Senior Leadership Team



Safeguarding

We have a duty to record and report safeguarding concerns and work alongside local agencies to ensure children are adequately safeguarded from harm. Please refer to our Child Protection and Safeguarding policy on the school website.

- ▶ The Designated Safeguarding Lead (DSL) is **Ardeep Virdi**
- ▶ The Deputy Safeguarding lead (DDSL) is **Kat Durber-Tsielepis and Lisa Melessaccio**
- ▶ The Governor Designated Safeguarding Lead is **Kristie Overton**
- ▶ If you have a concern about a child, you should contact the DSLs above. You can also contact the Single Point of Access (SPA):
 - Call 020 88547 5008 during office hours or 0208 770 5000 on evenings and weekends
 - Report your concerns online
 - If you think a child is in immediate danger call 999



Safeguarding - Who can children talk to?

In school:

Tell- ANY member of staff that you trust.

Write it-




Jess


Sign up- for 'Time to Talk' with **Jess** (LSP/ ELSA)

This happens at Friday lunchtimes. If you'd like a slot, ask your class teacher 😊

- Access to our Wellbeing Woods



OUR SCHOOL VALUES



Attendance and Punctuality

ATTENDANCE

WHY IS IT IMPORTANT?

ABSENCE FROM SCHOOL
Children are required by law to attend school 190 days per year. The government states that every pupil's attendance should be at least 95%.

How do YOU measure up?

Attendance	Days Absent	Weeks Absent	Lessons Missed
95%	9 Days	2 Weeks	50 Lessons
90%	19 Days	4 Weeks	100 Lessons
85%	29 Days	6 Weeks	150 Lessons
80%	38 Days	8 Weeks	200 Lessons
75%	48 Days	10 Weeks	250 Lessons
70%	57 Days	11.5 Weeks	290 Lessons
65%	67 Days	13.5 Weeks	340 Lessons

89% & Below
 Drastic effect on academic achievement


95%-90%
 Cause for concern

100%-96%
 Excellent

"lost minutes = lost learning!"


Minutes late per day	Days lost
5 minutes	3 days
10 minutes	6.5 days
15 minutes	10 days
20 minutes	13 days
30 minutes	19 days EACH YEAR!

Every school day counts BUT every minute is equally important!



Timetable in Cherry Class


	8.40 - 8.50	9.00 - 9.30	9.30 - 10.10	10.10 - 10.30	10.30-10.45	10.45-11.05	11.05-12.15	12.15 - 1.15	1:15 - 1:45	1.45- 2.30	2.30-3.15
Mon	Morning Starter	Phonics	English	Assembly	Break	Guided Reading	Maths	Lunch	Mastering Number	Science	
Tues	Morning Starter	Phonics	English	Handwriting	Break	Guided Reading	Maths	Lunch	Mastering Number	PSHE	PE
Wed	Morning Starter	Phonics	English	Handwriting	Break	Guided Reading	Maths	Lunch	Katy PPA and ECT Time		
									1:15- 2:15	2:15- 3:00	Assembly
Thu	Morning Starter	Phonics	English	Handwriting	Break	Guided Reading	Maths	Lunch	Katy PPA		
									PE (BeActive)	French	
Fri	Morning Starter	Phonics	English	Assembly	Break	Handwriting	Maths	Lunch	Mastering Number	Music	Computing



Curriculum Map for Autumn Term


B 2025-26	Guy Fawkes The plot and bonfire night Remembrance Day Who we remember and why	Let's Explore Australia! Directional language Climate, culture and physical landscapes	Why is the Torah Special? Judaism Stories of the Torah	Medieval Castles How the Romans built The Tower of London	Map Makers Directional language, keys and human features	Intrepid Explorers Christopher Columbus Neil Armstrong
B 2025-26	Textiles Designing Puppets	Leaders & Teachers Religious leaders Special books	Printing The creativity of Giuseppe Arcimbolda	Structures Castles Joining materials Moving portcullis & drawbridge	Why do Sikhs Believe? Equality, sharing & meditation	Sculpture The work of Yayoi Kusama
B 2025-26	Animals including Humans Offspring Basic needs for survival	Plants Seeds and bulbs Plants staying healthy	Seasonal Changes Changes across seasons Day lengths	Everyday Materials Suitability of materials Changes to materials	Investigations Five enquiry types	RSE Yr 1 - body parts & life cycles Yr 2- body parts, privacy and different types of touch
B 2025-26	Maths Place Value (within 20) Addition & Subtraction (within 20)	Maths Place Value (within 100) Shape	Maths Addition & Subtraction (within 100) Multiplication & Division	Maths Length and Height Statistics	Maths Money Fractions Time	Maths Mass, Capacity & Temperature Position & Direction
B 2025-26	Bog Baby Innovating our own version of this dilemma story The Last Wolf Creating fact files and writing instructions	Flat Stanley Character description and letter writing The Lonely Christmas Tree	Rapunzel Character description and writing an alternative innovative story The Day the Crayons Quit persuasive letter writing	Oliver's Vegetables To write a story about Oliver's week and produce an information text about vegetables	The Magic Finger Persuasive letter writing, diary writing and to hold a poetry slam event	Prince Cinders Publish a class book full of Prince Cinders stories Science- to conduct and write about an experiment The Colour Monster- to produce a feelings poem

<https://www.kewriverside.richmond.sch.uk/page/?title=Whole+Curriculum+Overview&pid=543>



PE Kit and days

- ▶ Children should come to school in their PE kit on their PE days.
- ▶ Their PE days in the first term are **Tuesday** and **Thursday** with Mr O.



Weekly Home Learning


- ▶ Home work will be set each Friday. There will be a brief description of the homework on Google Classroom.
- ▶ It need to be completed by the following Thursday.
- ▶ For Phonics, the children will be set a review of the weeks learning on the Google Classroom.
- ▶ For English, the children will be set a spelling task on **SpellingShed**.

<https://www.spellingshed.com/en-gb/>

- ▶ For Maths, the children will be set a task on **MyMaths**.

<https://www.mymaths.co.uk/>

<https://ttrockstars.com/>




Half Term Projects

all children expected to take part
Staff can support with some materials and time if need be

Topic	Suggested Activities
<p data-bbox="715 496 1039 532">The Gunpowder Plot</p> 	<ol data-bbox="1141 461 1829 818" style="list-style-type: none">1. Create a wanted poster for Guy Fawkes2. Learn about fire safety. Could you create a poster or make a leaflet?3. Create a fireworks inspired piece of art4. Tell the story of the Gunpowder Plot in words and pictures
<p data-bbox="736 929 1014 1003">Animals including Humans</p> 	<ol data-bbox="1141 889 1829 1175" style="list-style-type: none">1. Write about a baby animal and what it needs from its parents to grow2. Draw and Label 3 animals and their babies3. Make a poster showing at least 4 things all humans and animals need to live

Gallery Morning: TBC




Home Learning- Reading

- ▶ It is very important that children to read at home on a daily basis for a minimum of 10 minutes. Reading Records must be completed four times a week and given in on Thursday.
- ▶ Your children's books will be changed on Friday.
- ▶ We want all children to develop a love of reading. Reading underpins the whole curriculum and there is much evidence to support our belief that reading is the key to success not just in school but in all aspects of life. One of the most important ways in which you can support your child in school is to encourage them to read to you and for you to read to them.

Children in Key Stage 1 take home:

- *1x Little Wandle reading book*
- *1x Big Cat banded book*
- *2x Picture books*



Book Bands


EYFS/Key Stage 1:

Year Group	Reception			Y1					Y2			
Book Band	Lilac	Pink (A/B)	Red (A/B)	Yellow	Blue	Green	Orange	Turquoise	Purple	Gold	White	Lime
Phonics Phase	Phase 1	Phase 2	Phase 3	Phase 4	Phase 5	Phase 5/6	Phase 6					

Key Stage 2:

Year Group	Y3		Y4		Y5	Y6	
Book Band	Copper	Topaz	Ruby	Emerald	Sapphire	Diamond	Pearl

NB: In Key Stage 2 there is progression within the content of the books within each band




Uniform reminders

We expect all of our pupils to wear the correct school uniform as it promotes a sense of pride in our school and also gives pupils a sense of belonging. Our school uniform is practical and ensures that our pupils look smart.


We have now fully transitioned to our new school uniform, the details of which can be found on our school website. All of our branded items can be purchased from The Shoe Station in Kew Village.


We really appreciate your support in ensuring that our children look smart and take pride in being a member of the Kew Riverside community. If children are not in the correct school uniform letters will be sent out to parents and carers.





Behaviour at Kew


Be ready
Be respectful
Be safe


REMINDER 

CAUTION 

TIME OUT 

LINKED CLASS 

REFLECT & REPAIR 



Be ready
Be respectful
Be safe


REMINDER 

YELLOW CARD
(Time Out) 

RED CARD
(Reflection Zone) 



Parents informed if children are sent to linked class or Reflection Zone.
Children without cards to have extra 5 minutes of break time on a Friday.



The Reflection Zone

- Run by members of SLT
- Opportunity for children to reflect on their behaviour by completing an age appropriate reflective activity giving children the opportunity to consider the reasons, consequences and improvements that they can make to their behaviour.
- Activities will be shared with classteacher and parents if necessary.

Behaviour Reflections

Reasons for my behaviour

Name: _____
Date: _____

Consequences of my behaviour

Description of my behaviour

How do I feel?

How has my behaviour affected others?

Other consequence(s)

Plan for improvement _____

Pupil _____
Parent _____
Teacher _____





Reflect on Your Behavior

Name: _____ Date: _____

What happened?

Not on task Not following directions
 Being disrespectful Pushing or hitting

How are you feeling?


   

Scared Angry Sad Worried

A different feeling? _____

What will you do differently next time?

Teacher Signature _____ Parent Signature _____




Ways we celebrate success in Cherry Class!

- ▶ Golden certificate on Fridays
- ▶ Hot chocolate with Ardeep on a Friday
- ▶ Dojo prizes




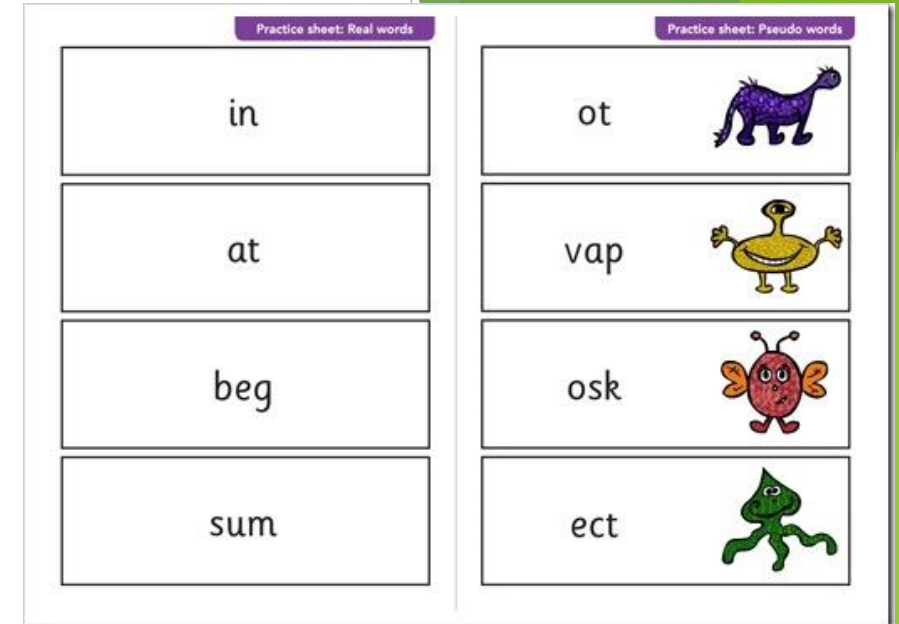
ClassDojo



End of Year 1 Phonics Screening Check


- ▶ All children must undertake a phonics screening check in June.
- ▶ Light-touch assessment to confirm whether individual children have learnt phonic decoding to an appropriate standard.
- ▶ The purpose of the phonics screening check is to identify children who may need extra help so we can put support in place to improve their reading skills.
- The phonics screening check consists of 40 words - 20 real words and 20 non-words to test the children's decoding skills. Previously, the children needed to read 32 words to pass.

<https://www.littlewandle.org.uk/resources/for-parents/>



Useful websites and information

- ▶ <http://www.bbc.co.uk/bitesize/ks1/>
- ▶ <https://www.topmarks.co.uk/>
- ▶ <http://www.primaryhomeworkhelp.co.uk/maths/>
- ▶ https://www.spellzone.com/word_lists/games-10609.htm
- ▶ <https://uk.ixl.com/>
- ▶ <https://home.oxfordowl.co.uk/at-school/year-6-at-primary-school/>



Any Questions?

