


Welcome to Meet the Teacher



Overview of the evening

1. Timetable
2. Topics & Trips
3. What's New in Year 2
4. Aims for the year
5. Examples of work in Year 2
6. Behaviour
7. Home Learning
8. Useful websites & information
9. Home School Agreement
10. Handouts
11. Questions

Timetable

	8.50 - 9.05	9.05 - 9.25	9.25-9.45	9.45-10.20	10.20-11.00	11.00-11.50	11.50 - 12.00	12.00 - 1.00	1.00 - 1.30	1.30 - 2.00	2.00 - 2.30	2.30 - 2.55	2.55 - 3.00	
Monday	Self-registration & Activities	Popl of the day	English Input	English Challenges	Assembly and Break	English Challenges	Prep for lunch	L	Masic with Holly	Masic with Holly	Topic with Ben	Topic with Ben	Prep H T	
Hannah			English Groups						PPA					
Ben am Julie pm	Class Support	Daily reading	Q&A activities Focus Q&A	Class Support Break 10.15	W. children	Class Support Lunch 11.30			Lunch	Prepare books	Precision Teaching IJ	Class Support	Phonics 1:2	Prep H T
Tuesday	Self-registration & Activities	Wake and Shake/Yoga	English Input	English Challenges	Assembly and Break	English Challenges	Prep for lunch	U	Topic/Creative Input	Sing	Topic/Creative Freeflow	Topic/Creative Freeflow	Share Creative Home Learning	Prep H T
Hannah			English Groups						Observe children-have a focus group					
Josh am Julie pm	Class Support	Daily reading	Q&A activities Focus Q&A	Break 10.15	W. children	Class Support Lunch 11.30			Lunch	Prepare books	Precision Teaching IJ	Class Support	Phonics 1:2	Prep H T
Wednesday	Self-registration & Activities	Wake and Shake/Yoga	Maths Input	Maths Challenges	Assembly and Break	Maths Challenges	Prep for lunch	N	Science Input Whole Class Session	Science Challenges		Share Creative Home Learning	Prep H T	
Hannah			Maths Groups						Observe children-have a focus group					
Ben am Julie pm	Class Support	Daily reading Letter Formation	Q&A activities Focus Q&A	Break 10.15	W. children	Class Support Lunch 11.30			Lunch	Prepare books	Precision Teaching IJ	Class Support	Phonics 1:2	Prep H T
Thursday	Self-registration & Activities	Wake and Shake/Yoga	Maths Input	Maths Challenges	Assembly and Break	Maths Challenges	Prep for lunch	C	Prep for PE and Story Time	Teaching Input (PATHS)	Indoor PE with Hannah	Indoor PE with Hannah	Prep Home	
Hannah			Maths Groups						Q&A activities Focus Q&A					
Ben am Julie pm	Class Support	Daily reading Letter Formation	Q&A activities Focus Q&A	Break 10.15	W. children	Class Support Lunch 11.30			Lunch	Prepare books	Precision Teaching IJ	Class Support	Phonics 1:2	
Friday	Self-registration & Activities	Wake and Shake/Yoga	Whole Class Guided Reading	Reading and phonics activities	Assembly and Break	Reading and phonics activities	Prep for lunch	H	Prep for PE and Story Time	Freeflow	Outdoor PE	Outdoor PE	Prep H T	
Hannah			Reading Groups						PPA		PPA			
Ben am	Change Books	Daily reading Letter Formation	Precision Teaching IJ	Break 10.15	W. children	Phonics 1:2 Lunch 11.30					(Just-social skill)			

Topics and Trips

Term	Topic	Past Trips
Autumn	Castles	Windsor Castle
Spring	Rainforests	Kew Garden
Summer	London Landmarks	The London Eye

What's New in Year 2

- Focused challenges in all subjects
- New class topics and trips
- Focus on joined up handwriting
- SATs during the summer term



Reading

The Key Performance Indicators (KPIs) for year 2:

- Read fluently using decoding skill
- Read accurately by blending, including alternative sounds for graphemes
- Read multi-syllable words containing known graphemes
- Read common suffixes
- Read exception words
- Read most words quickly and accurately without overt sounding and blending
- Discuss and express views on a wide range of poetry, stories and non-fiction
- Recognise simple recurring literary language in stories and poetry
- Perform poetry learnt by heart with appropriate intonation
- Discuss and clarify the meanings of words
- Discuss the sequence of events in books
- Make inferences on the basis of what is being said and done
- Ask and answer questions about a text
- Predict what might happen based on reading so far
- Explain and discuss understanding of a range of reading


Writing

The Key Performance Indicators (KPIs) for year 2:

- Break words into phonemes for spelling
- Know some spellings which use variations of standard phonemes
- Use the possessive apostrophe
- Spell some words with contracted forms
- Use suffixes to spell longer words, including -ment, -ness, -less, -ful, -ly
- Form lower-case letters of the correct size relative to one another
- Write capital letters of appropriate size
- Write for different purposes
- Read aloud using appropriate intonation
- Use noun phrases
- Use four main types of sentence appropriately
- Use present and past tense correctly
- Use some coordinating and subordinating conjunctions
- Use appropriate demarcation punctuation
- Use commas for lists

What does writing look like in Year 2?

This is expected by the end of the academic year.



07.06.17

LO: To reflect on a story I have heard and offer my opinion.

Write a summary of your thoughts.

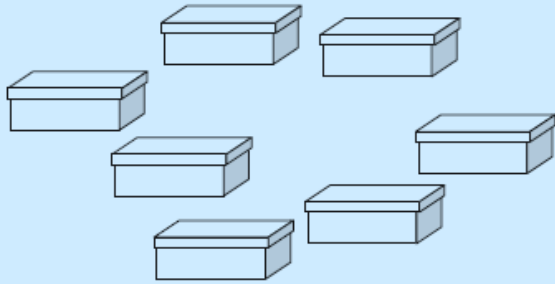
I thought the story was incredible ^{le} because they all had super powers. My favourite brother was the seven because if I had his powers I could ^{create} a sonar ^{tsunami}. I didn't like it when the spiteful emperor tried to ~~kill~~ ^{kill} them all because I ~~felt~~ ^{felt} sorry for them. My favourite part was when the seventh brother made a ^{tsunami} sonar and swept all the bad guys away because I felt so happy that moment that I had to ~~listen~~ ^{listen} in amazement. I think my dad would like this story because he is really into fighting. ✓

Maths

The Key Performance Indicators (KPIs) for year 2:

- Count in steps of 2s, 3s and 5s, and steps of 10
- Recognise place value in two-digit numbers
- Compare and order numbers up to 100 using $<$, $>$ and $=$
- Recall and use number addition/subtraction facts to 20, and derive related facts
- Add and subtract mentally and with objects one- and two-digit numbers
- Understand and use the inverse relationship between addition and subtraction
- Know $2\times$, $5\times$ and $10\times$ tables, including recognising odd & even numbers
- Calculate mathematical statements using \times and \div symbols
- Recognise, find, name and write $\frac{1}{3}$, $\frac{1}{4}$, $\frac{1}{2}$ and $\frac{3}{4}$ of size, shape or quantity
- Write simple fraction facts, e.g. $\frac{1}{2}$ of 6 = 3
- Combine amounts of money to make a value, including using \pounds and p symbols
- Tell the time to the nearest 5 minutes, including drawing clocks
- Describe properties of 2-D shapes, including number of sides and symmetry
- Describe properties of 3-D shapes, including number of edges, vertices and faces
- Interpret and construct simple tables, tally charts and pictograms

What does Year 2 maths look like?




Sita puts **2** shoes in each of these boxes.

How many shoes are there altogether?

shoes

Use a ruler to measure the length of the toy car.


cm

Amy buys an ice-cream for 90p.



Tick (✓) **three** coins to show how Amy can make **90p**.



Behaviour

- Policy available on the website
- We monitor and log all behaviour incidents
- You will be contacted if your child is sent to a linked class or is involved in a serious behaviour incident
- Please make an appointment with the class teacher or someone from leadership if you have any concerns about a child's behaviour.

Home Learning

Maths

Children will receive a times table each week to practise. Children should know their times tables in and out of order.

Spellings

Children will be given 6 words each week. The children need to practice reading and spelling the words provided. Children can put these words into sentences as an extension activity. Encourage your child to use the 'look, say, cover, write, check' method when spelling. Children will be tested on these words the following week.

Reading

Children will bring home 3 reading books each week – Oxford Reading Tree stories. The ORT books will range from stories, poems, non-fiction and play scripts to provide children with a wide coverage of texts. Children who complete the ORT system will then move onto our new reading scheme 'Big Cat'. Please comment in your child's reading record weekly.

Creative

Children have the opportunity to undertake a creative piece of home learning based on our topic. This can be creating a poster or designing and making a model which the children can then share with the class as part of their show and tell.

Useful websites and information

BBC Bitesize

- <http://www.bbc.co.uk/bitesize/ks1/>

Woodlands Junior

- <http://resources.woodlands-junior.kent.sch.uk/>

Oxford Owl

- <https://www.oxfordowl.co.uk/>

Home School Agreement

To help my child get the most out of their time at Kew Riverside I will always try to:

- See that my child comes to school each day by **8.55** am and is collected at **3.15** pm
- Encourage my child to follow the Golden Rules
- Encourage my child to read stories and fact books from school as often as possible
- Support my child with their home learning
- Make sure my child goes to bed at a reasonable time
- Keep up-to-date with what is happening at school (e.g. by reading the bulletin)
- Attend parents evenings and other sessions offered by the school to inform me about my child's learning
- Inform the school promptly if my child is unwell
- Help my child wear the right uniform and have their PE kit ready on Mondays.


If you have any questions/concerns about your child's learning please speak to Sarah the class teacher.

Signed..... Date.....
(Parent/Guardian)

Please find these on the class page

- Presentation slides
- Example of end of year 2 writing
- High frequency words
- Book list

Any Questions?



Please let me know if you would like to make an appointment to speak to me after school. I will find a day and time to meet with you.