

Examples of Children’s Different Pathways in Attainment and Progress

In the following four examples of fictional pupils in **Year 3**, we have set out what a progression pathway may look like for different children throughout the year.

The ‘Age and Stage’ column in the colour charts lists the 5 attainment stages in each year group. Any ‘colour-to-colour’ pathway through the year, irrespective of the colour itself, is considered ‘expected’ progress. A child with ‘expected’ attainment and ‘expected’ progress would follow the light green pathway.

NC (National Curriculum) Reading – Figure 2

Pupil A starts Year 3 in the light green in reading, having come up from Year 2 as **2 Expected 65-75%**. His attainment is at age-related expectations. A

In the Autumn ii, his teacher assesses him as **2 Exceeding 76-89%**. His attainment is therefore expected as he is still on light green and his progress is also expected. B

In the Spring ii, he is assessed as **3 Expected 65-75%**. He has moved up onto the dark green pathway therefore accelerating progress. His attainment is now just above and his progress is just above expected. C

In the Summer ii, he is assessed as **3 Mastery (90%+)**. He has moved up onto the light blue pathway therefore accelerating progress still further. His attainment is now above expected and his progress is above expected. D

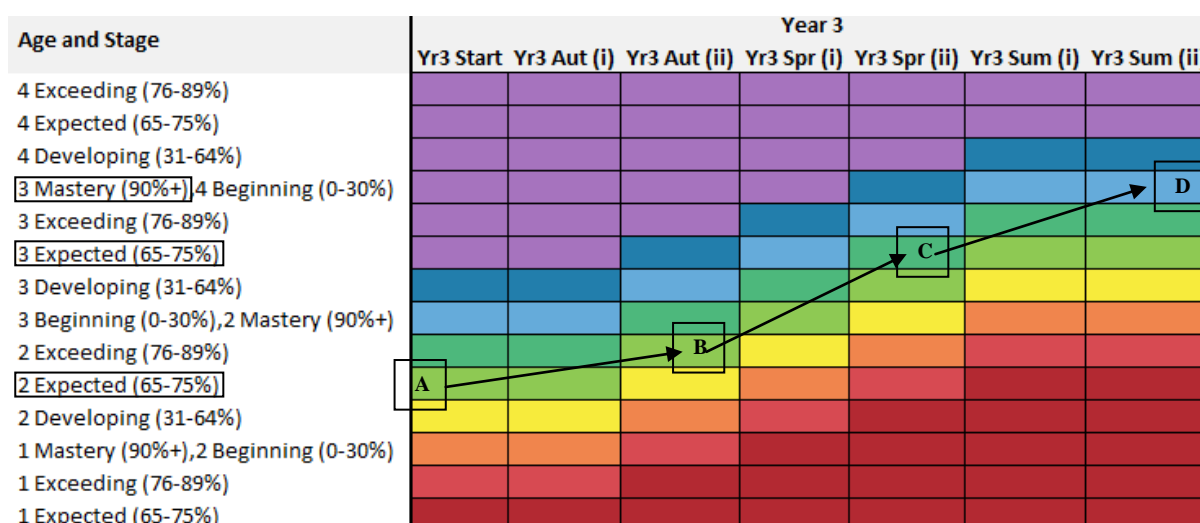


Figure 2. NC Reading - Map outlining pupil’s attainment and progress

NC (National Curriculum) Reading – Figure 3

Pupil A starts Year 3 in the orange in writing, having come up from Year 2 as **2 Beginning 0-30%**. His attainment is below age related expectations. **A**

In the Autumn ii, his teacher assesses him as **2 Developing 31-64%**. His attainment is therefore below expected as he is still on orange but his progress is expected as he has moved orange to orange. **B**

In the Spring ii, he is assessed as **2 Mastery 90%+**. His attainment remains below age related expectations but he has made just above progress as he has move from orange to yellow. **C**

In the Summer ii, he is finally assessed as **3 Expected (65-75%)**. He has moved up onto the light green pathway therefore accelerating progress still further. His attainment is now at the expected for his age but his progress is above expected. **D**

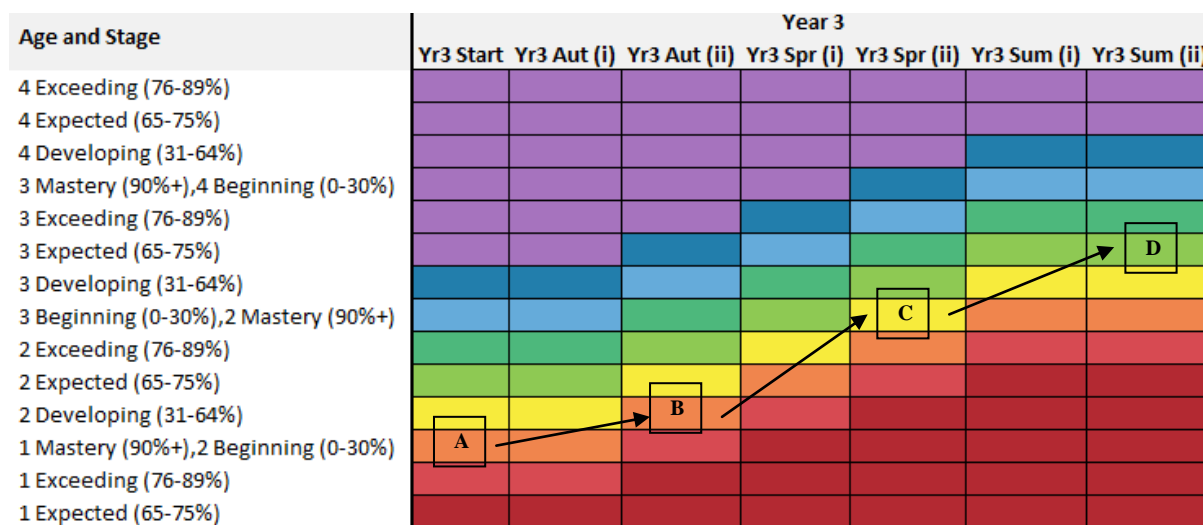


Figure 3. NC Writing and Composition - Map outlining pupil's attainment and progress

NC (National Curriculum) Reading – Figure 4

Pupil A starts Year 3 in the light blue in maths, having come up from Year 2 as **2 Mastery 90%+**. His attainment is above age related expectations. A

In the Autumn ii, his teacher assesses him as still **2 Mastery 90%+**. His attainment is therefore just above age related expectations but his progress is just below expected. B

In the Spring ii, he is assessed as **3 Developing 31-64%**. His attainment is now at age related expectations but he has made below expected progress as he has moved from orange to yellow. C

In the Summer ii, he is finally assessed as **3 Developing (31-64%)**. He has moved onto the yellow pathway. His attainment is now below that expected for his age and his progress is well below expected. D

Age and Stage	Year 3						
	Yr3 Start	Yr3 Aut (i)	Yr3 Aut (ii)	Yr3 Spr (i)	Yr3 Spr (ii)	Yr3 Sum (i)	Yr3 Sum (ii)
4 Exceeding (76-89%)							
4 Expected (65-75%)							
4 Developing (31-64%)							
3 Mastery (90%+), 4 Beginning (0-30%)							
3 Exceeding (76-89%)							
3 Expected (65-75%)							
3 Developing (31-64%)							
3 Beginning (0-30%), 2 Mastery (90%+)	A		B		C		D
2 Exceeding (76-89%)							
2 Expected (65-75%)							
2 Developing (31-64%)							
1 Mastery (90%+), 2 Beginning (0-30%)							
1 Exceeding (76-89%)							
1 Expected (65-75%)							

Figure 4. Maths - Map outlining pupil's attainment and progress

NC (National Curriculum) Reading – Figure 5

Pupil D is a child with Special Educational Needs/Disabilities. He starts the year in the dark red in writing, having come up from Year 2 as **1 Expected 65-75%**. His attainment is well below age related expectations. A

In the Autumn ii, his teacher assesses him as still **1 Exceeding 76-89%**. His attainment is still below age related expectations but his progress is expected. B

In the Spring ii, he is assessed as **2 Developing 31-64%**. His attainment is still below age related expectations but he continues to make expected progress as he moves from dark red to dark red. C

In the Summer ii, he is finally assessed as **2 Expected (65-75%)**. He remains on the dark red pathway. His attainment is still below that expected for his age but his progress is as expected. D

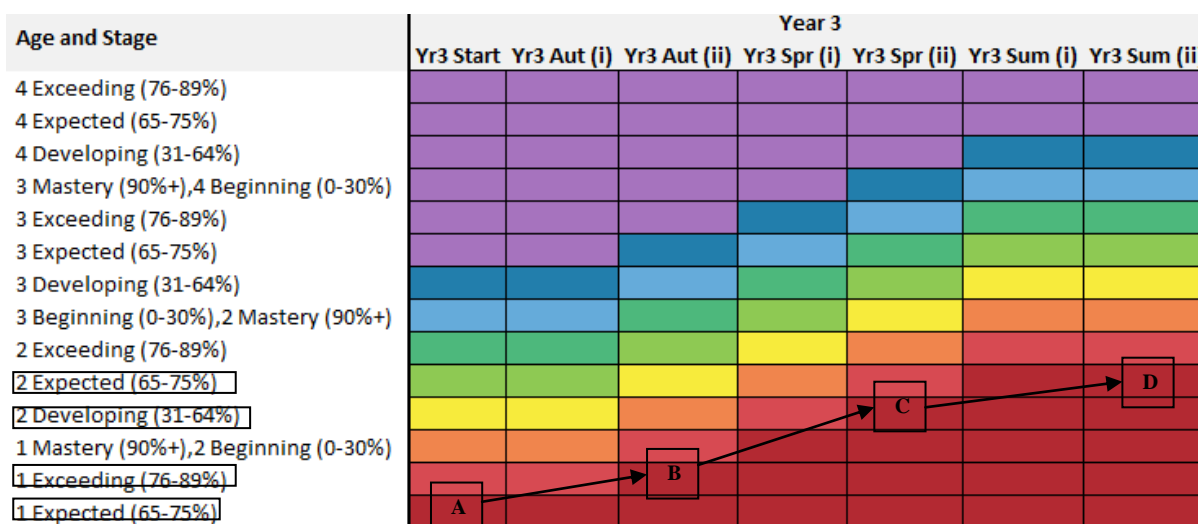


Figure 5. NC Writing and Composition of child with SEN - Map outlining pupil's attainment and progress